


Cubii[®] Pace[™]

Floor Mat Instructions




HOW TO USE

Step 1 — Unroll

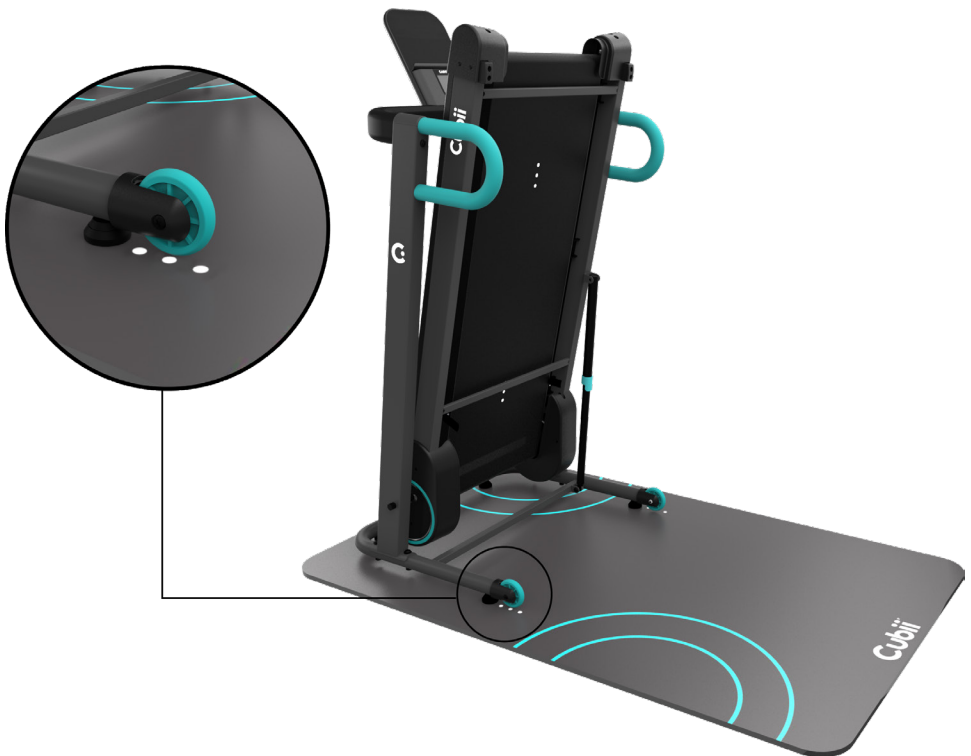
Unroll your mat. Place on the floor with the artwork facing up and the Cubii logo where the rear of the Cubii Pace will be located.

When you first unroll your mat there will be a slight curl on the end. To remove the curl, either flip the mat over and uncurl the corners, or weigh down each corner with a heavy object until curl is removed.



Step 2 — Center

To center your Cubii Pace on the mat, wheel the treadmill on top of the mat and position wheels directly over the three dots.



Step 3 — Ready to Move!

Lower the treadmill deck onto the mat. You should see the Cubii logo behind the rear of the treadmill deck.



GENERAL INFORMATION

Cleaning & Maintenance

Use a damp or dry, clean cloth to wipe down the product as needed.

Storage

Keep product away from high humidity.

Do not place in direct sunlight or high temperatures.

Store in a clean, dry place when not in use.

Return Policy and Warranty

For more information about our warranty and return policy, call our Customer Service number +1-844-282-4401 or visit [Cubii.com](https://www.cubii.com).

We strongly recommend keeping the original box in the event of a return or warranty claim.

Product Specifications

Dimensions: 58" L X 36" W 4mm THICK

Material: High Density PVC

Product SKU: TRMAT-BLK-01

Product Model No: TRMAT

Designed in Chicago, IL

320 W. Ohio St. Suite 700, Chicago, IL 60654

Made in China



Customer Support
support@mycubii.com
cubii.com/help
+1-844-282-4401